

State:	ANDHRA PRADESH
Discom:	APEPDCL
Current Year (CY)	2025-26
Previous Year (PY)	2024-25

Profit & Loss
Table 1: Revenue Details
(Rs in Lakhs)

	Quarter 1		Quarter 2		Quarter 3		Quarter 4		Cumulative (6M/9M/12M)	
	2025-26	2024-25	2025-26	2024-25	2025-26	2024-25	2025-26	2024-25	2025-26	2024-25
Revenue from Operations (A = A1+A2+A3+A4+A5+A6)	4,33,913.73	4,75,453.67	3,95,854.62	4,17,625.84	3,89,191.10	3,97,049.90	3,33,121.01	3,96,090.53	15,52,080.46	16,86,219.94
A1: Revenue from Sale of Power	4,19,868.60	4,63,504.68	3,81,533.12	4,04,877.36	3,72,853.03	3,70,567.29	3,07,177.42	3,78,199.22	14,81,432.17	16,17,148.55
A2: Fixed Charges/Recovery from theft etc.	14,070.16	11,950.35	14,219.14	12,740.13	14,573.89	16,557.60	15,849.38	12,240.43	58,712.57	53,488.51
A3: Revenue from Distribution Franchisee		-		-						
A4: Revenue from Inter-state sale and Trading		0.00	90.41	-	1,658.58	9,928.47	9,998.94	5,619.19	11,747.93	15,547.66
A5: Revenue from Open Access and Wheeling	(25.03)	(1.36)	11.95	8.35	105.60	(3.46)	95.27	31.69	187.79	35.22
A6: Any other Operating Revenue	0.00	-	-	-	-	-	-	-	-	-
Revenue - Subsidies and Grants (B = B1+B2+B3)	1,30,843.96	98,417.99	1,25,620.84	68,105.00	1,23,011.64	91,294.15	1,58,940.14	1,54,163.35	5,38,416.58	4,11,980.49
B1: Tariff Subsidy Booked	1,25,507.00	98,417.99	1,20,062.00	68,105.00	1,17,669.00	91,294.15	1,55,104.00	1,16,568.00	5,18,342.00	3,74,385.14
B2: Revenue Grant under UDAY										
B3: Other Subsidies and Grants	5,336.96	-	5,558.84	-	5,342.64		3,836.14	37,595.35	20,074.58	37,595.35
Other Income (C = C1+C2+C3)	11,735.03	13,564.39	16,943.77	14,691.24	26,345.38	16,935.83	31,587.82	41,016.97	86,612.00	86,208.43
C1: Income booked against deferred revenue*										
C2: Misc Non-tariff income from consumers (including DPS)	12,041.34	13,039.08	16,177.45	14,293.98	26,103.98	15,492.65	27,354.90	39,415.90	81,677.67	82,241.61
C3: Other Non-operating income	(306.31)	525.31	766.32	397.26	241.40	1,443.18	4,232.92	1,601.07	4,934.33	3,966.82
Total Revenue on subsidy booked basis (D = A + B + C)	5,76,492.72	5,87,436.05	5,38,419.23	5,00,422.08	5,38,548.12	5,05,279.88	5,23,648.97	5,91,270.85	21,77,109.04	21,84,408.86
Tariff Subsidy Received (E)	1,49,974.87	64,715.40	1,49,793.64	96,335.00	1,19,644.28	73,126.10	1,11,030.99	1,06,023.31	5,30,443.78	3,40,199.81
Total Revenue on subsidy received basis (F = D - B1 + E)	6,00,960.59	5,53,733.46	5,68,150.87	5,28,652.08	5,40,523.40	4,87,111.83	4,79,575.96	5,80,726.16	21,89,210.82	21,50,223.53
Whether State Government has made advance payment of subsidy for the quarter(Yes/No)	Yes	Yes	Yes	Yes	Yes	Yes	Yes	Yes		


Chief General Manager (Fin)
CORPORATE OFFICE
A.P.E.P.D.C. LTD.
VISAKHAPATNAM


DIRECTOR (FINANCE & ~~...~~)
CORPORATE OFFICE
APEPDCL
VISAKHAPATNAM


Chairman & Managing Director
APEPDCL, Visakhapatnam

Table 2: Expenditure Details
(Rs in Lakhs)

	Quarter 1		Quarter 2		Quarter 3		Quarter 4		Cumulative (6M/9M/12M)	
	2025-26	2024-25	2025-26	2024-25	2025-26	2024-25	2025-26	2024-25	2025-26	2024-25
Cost of Power (G = G1 + G2+ G3)	4,40,808.29	4,96,004.73	4,24,885.98	4,10,007.99	3,95,235.94	3,54,422.06	3,77,388.40	4,56,484.66	16,38,318.61	17,16,919.45
G1: Generation Cost (Only for GEDCOS)									-	
G2: Purchase of Power	4,07,110.63	4,75,974.98	3,86,812.05	3,59,278.18	3,21,795.16	3,06,342.03	3,61,849.89	3,97,530.36	14,77,567.73	15,39,125.55
G3: Transmission Charges	33,697.66	20,029.75	38,073.93	50,729.81	73,440.78	48,080.04	15,538.51	58,954.30	1,60,750.88	1,77,793.90
O&M Expenses (H = H1 + H2 + H3 + H4 + H5 + H6 + H7)	1,20,566.03	1,08,358.52	1,27,171.16	1,09,332.28	1,38,009.49	1,19,308.45	1,39,244.63	1,29,504.92	5,24,991.31	4,66,504.17
H1: Repairs & Maintenance	5,275.03	4,545.37	6,592.98	4,884.16	8,060.15	6,090.11	8,031.57	5,797.30	27,959.73	21,316.93
H2: Employee Cost	44,046.45	44,825.77	46,750.99	41,787.46	49,692.23	46,945.26	50,718.06	58,108.94	1,91,207.73	1,91,667.43
H3: Admn & General Expenses	3,132.94	3,182.51	2,630.41	2,530.62	2,806.22	3,054.41	3,357.92	2,683.82	11,927.49	11,451.36
H4: Depreciation	14,899.94	12,440.37	15,174.60	12,927.26	15,723.05	13,240.00	16,336.81	13,322.94	62,134.40	51,930.57
H5: Total Interest Cost	53,005.90	43,325.95	55,819.01	46,905.90	60,352.79	49,947.31	59,849.94	49,297.15	2,29,027.64	1,89,476.31
H6: Other expenses	205.77	38.55	203.17	296.88	1,375.05	31.36	950.33	294.78	2,734.32	661.57
H7: Exceptional Items	-	-	-	-	-	-	-	-	-	-
Total Expenses (I = G + H)	5,61,374.32	6,04,363.25	5,52,057.14	5,19,340.27	5,33,245.42	4,73,730.51	5,16,633.03	5,85,989.58	21,63,309.92	21,83,423.62
Profit before tax (J = D - I)	15,118.40	(16,927.20)	(13,637.91)	(18,918.19)	5,302.70	31,549.37	7,015.94	5,281.27	13,799.12	985.24
K1: Income Tax	-	-	-	-	-	-	-	-	-	-
K2: Deferred Tax	-	-	-	-	-	-	-	-	-	-
Profit after tax (L = J - K1 - K2)	15,118.40	(16,927.20)	(13,637.91)	(18,918.19)	5,302.70	31,549.37	7,015.94	5,281.27	13,799.12	985.24


Chief General Manager (Fin)
CORPORATE OFFICE
A.P.E.P.D.C. LTD.
VISAKHAPATNAM



DIRECTOR (FINANCE)
CORPORATE OFFICE
APEPDCL
VISAKHAPATNAM


Chairman & Managing Director
APEPDCL, Visakhapatnam

Balance Sheet

Table 3: Total Assets (Rs in Lakhs)

	2025-26	2024-25	2025-26	2024-25	2025-26	2024-25	2025-26	2024-25
	As on 30th June	As on 30th June	As on 30th Sep	As on 30th Sep	As on 31st Dec	As on 31st Dec	As on 31st Mar	As on 31st Mar
M1: Net Tangible Assets & CWIP	9,58,080.57	7,99,632.55	9,98,145.17	8,11,777.03	10,37,172.62	8,19,187.95	11,04,167.00	8,60,864.76
M2: Other Non-Current Assets	33,729.05	34,763.55	33,481.28	34,496.73	33,233.99	34,243.79	32,986.23	33,994.09
M3: Net Trade Receivables	4,45,668.16	4,21,084.05	5,02,359.09	4,54,694.73	5,59,772.16	4,27,686.96	4,16,036.31	3,71,862.73
<i>M3a: Gross Trade Receivable Govt. Dept.</i>	1,72,708.00	2,56,423.00	1,72,708.00	2,84,904.00	2,30,758.00	2,38,996.00	2,27,568.00	1,49,294.00
<i>M3b: Gross Trade Receivable Other-than Govt. Dept.</i>	3,02,580.20	1,91,801.25	3,59,271.13	1,96,930.93	3,58,634.19	2,15,831.16	2,18,088.35	2,49,708.94
<i>M3c: Provision for bad debts</i>	29,620.04	27,140.20	29,620.04	27,140.20	29,620.04	27,140.20	29,620.04	27,140.21
M4: Subsidy Receivable	2,80,805.48	3,04,790.61	2,26,605.96	2,76,560.61	2,61,741.78	2,94,728.66	2,89,576.35	3,05,273.35
M5: Other Current Assets	20,32,470.66	14,04,828.56	18,30,070.09	14,97,218.01	21,67,133.53	16,08,096.74	21,86,363.42	18,63,620.16
Total Assets (M = M1 + M2 + M3 + M4 + M5)	37,50,753.91	29,65,099.32	35,90,661.60	30,74,747.11	40,59,054.09	31,83,944.10	40,29,129.31	34,35,615.09


Chief General Manager (Fin)
CORPORATE OFFICE
A.P.E.P.D.C. LTD.
VISAKHAPATNAM


DIRECTOR (FINANCE)
CORPORATE OFFICE
APEPDCL
VISAKHAPATNAM


Chairman & Managing Director
APEPDCL, Visakhapatnam

**Table 4: Total Equity and Liabilities
(Rs in Lakhs)**

	2025-26	2024-25	2025-26	2024-25	2025-26	2024-25	2025-26	2024-25
	As on 30th June	As on 30th June	As on 30th Sep	As on 30th Sep	As on 31st Dec	As on 31st Dec	As on 31st Mar	As on 31st Mar
N1: Share Capital & General Reserves	12,122.53	12,122.53	12,122.53	12,122.53	12,122.53	12,122.53	12,122.53	12,122.53
N2: Accumulated Surplus/ (Deficit) as per Balance Sheet	(6,99,966.04)	-6,99,482.53	-7,13,985.93	-7,18,688.24	-7,08,683.23	-6,87,138.87	-7,01,667.30	-6,81,857.60
N3: Grants & Consumer Contributions	8,45,250.12	7,38,545.81	8,72,784.15	7,50,595.36	8,84,956.93	7,64,073.26	9,33,300.07	7,73,189.51
N4: Non-current liabilities	4,15,710.91	3,89,908.45	4,16,903.02	3,93,699.38	4,20,591.95	4,00,448.93	4,22,361.62	4,09,815.64
N5: Capex Borrowings	1,59,627.00	1,43,722.59	1,80,311.52	1,52,189.00	2,01,767.00	1,50,901.00	2,24,648.00	1,50,390.00
N5a: Long Term Loans - State Govt	2,460.52	2,460.52	2,460.52	2,460.52	2,460.52	2,460.52	2,460.52	2,460.52
N5b: Long Term Loans - Banks & Fis	1,57,166.48	1,41,262.07	1,77,851.00	1,49,728.48	1,99,306.48	1,48,440.48	2,22,187.48	1,47,929.48
N5c: Short Term/ Medium Term - State Govt	0.00	0.00	0.00	0.00	0.00	0.00	0.00	0.00
N5d: Short Term/ Medium Term - Banks & Fis	0.00	0.00	0.00	0.00	0.00	0.00	0.00	0.00
N6: Non-Capex Borrowings	18,99,613.13	13,08,624.25	19,44,452.87	16,46,650.45	21,88,151.36	17,57,927.48	22,04,001.25	19,22,729.03
N6a: Short Term Borrowings/ from Banks/ Fis	17,81,852.13	12,22,836.00	18,93,087.78	15,58,674.61	21,20,397.36	16,71,305.05	22,23,361.52	17,91,217.35
N6b: Cash Credit/ OD from Banks/ Fis	1,17,761.00	85,788.25	51,365.09	87,975.84	67,754.00	86,622.43	-19,360.27	1,31,511.68
N8: Payables for Purchase of Power	5,51,125.57	6,19,156.85	3,78,148.18	6,36,817.67	5,48,718.65	5,93,312.43	5,63,916.07	5,59,378.52
N9: Other Current Liabilities	5,67,270.69	4,52,501.37	4,99,925.26	2,01,360.96	5,11,428.90	1,92,297.33	3,70,447.08	2,89,847.45
Total Equity and Liabilities (N = N1 + N2 + N3 + N4 + N5 + N6 + N7 + N8 + N9)	37,50,753.91	29,65,099.32	35,90,661.60	30,74,747.11	40,59,054.09	31,83,944.10	40,29,129.31	34,35,615.09
Balance Sheet Check	-0.00	0.00	-0.00	0.00	0.00	-0.00	-0.00	0.00


Chief General Manager (Fin)
CORPORATE OFFICE
A.P.E.P.D.C. LTD.
VISAKHAPATNAM


DIRECTOR (FINANCE & ACCOUNTS)
CORPORATE OFFICE
APEPDC
VISAKHAPATNAM


Chairman & Managing Director
APEPDC, Visakhapatnam

Table 5: Technical Details	Quarter 1		Quarter 2		Quarter 3		Quarter 4		Cumulative (6M/9M/12M)	
	2025-26	2024-25	2025-26	2024-25	2025-26	2024-25	2025-26	2024-25	2025-26	2024-25
	O1: Total Installed Capacity (MW) (Quarter Ended) (Only for GEDCOs)	-	-	-	-	-	-	-	-	-
O1a: Hydel										
O1b: Thermal										
O1c: Gas										
O1d: Others										
O2: Total Generation (MU) (Quarter Ended) (Only for GEDCOs)	-	-	-	-	-	-	-	-	-	-
O2a: Hydel										
O2b: Thermal										
O2c: Gas										
O2d: Others										
O3: Total Auxiliary Consumption (MU) (Quarter Ended)										
O4 : Gross Power Purchase (MU) (Quarter Ended)	7,483.32	8,145.40	7,427.75	7,018.30	6,665.67	6,854.53	7,525.43	7,414.66	29,102.17	29,432.89
Gross Input Energy (MU) (O5 = O2 - O3 + O4)	7,483.32	8,145.40	7,427.75	7,018.30	6,665.67	6,854.53	7,525.43	7,414.66	29,102.17	29,432.89
O6: Transmission Losses (MU) (Interstate & Intrastate)	207.32	320.32	245.18	171.64	218.18	254.70	230.98	376.49	901.66	1,123.15
O7: Gross Energy sold (MU)	6,797.07	7,335.71	6,851.41	6,514.46	6,084.64	6,225.41	6,885.33	6,568.47	26,618.45	26,644.04
O7a: Energy Sold to own consumers	6,797.07	7,335.71	6,851.41	6,514.46	6,084.64	6,225.41	6,885.33	6,568.47	26,618.45	26,644.04
O7b: Bulk Sale to Distribution Franchisee	-	-	-	-	-	-	-	-	-	-
O7c: Interstate Sale/ Energy Traded/Net UI Export	-	-	-	-	-	-	-	-	-	-
Net Input Energy (MU) (O8 = O5 - O6 - O7c)	7,276.00	7,825.08	7,182.57	6,846.66	6,447.49	6,599.83	7,294.45	7,038.17	28,200.51	28,309.74
Net Energy Sold (MU) (O9 = O7 - O7c)	6,797.07	7,335.71	6,851.41	6,514.46	6,084.64	6,225.41	6,885.33	6,568.47	26,618.45	26,644.04
Revenue Billed including subsidy booked (O10 = A1 + A2 + A3 + B1)	5,59,445.76	5,73,873.02	5,15,814.26	4,85,722.49	5,05,095.92	4,78,419.04	4,78,130.80	5,07,007.65	20,58,486.74	20,45,022.20
O11: Opening Gross Trade Receivables (including any adjustments) (Rs Lacs)	3,26,215.47	3,21,445.00	3,87,434.39	3,46,207.00	4,33,638.71	3,65,705.00	4,80,491.77	3,44,550.00	3,26,215.47	3,21,445.00
O12: Adjusted Gross Closing Trade Receivables (Rs Lacs)	3,87,434.39	3,46,207.00	4,33,638.71	3,65,705.00	4,80,491.77	3,44,550.00	3,55,191.85	3,21,857.09	3,55,191.85	3,21,857.09
Revenue Collected including subsidy received (O13 = A1 + A2 + A3 + E + O11 - O12)	5,22,694.72	5,15,408.43	4,99,341.58	4,94,454.49	4,60,218.14	4,81,405.99	5,59,357.71	5,19,155.87	20,41,612.15	20,10,424.78
Billing Efficiency (%) (O14 = O9/O8*100)	93.42	93.75	95.39	95.15	94.37	94.33	94.39	93.33	94.39	94.12
Collection Efficiency (%) (O15 = O13/O10*100)	93.43	89.81	96.81	101.80	91.11	100.62	116.99	102.40	99.18	98.31
Energy Realised (MU) (O15a = O15*O9)	6,350.56	6,588.37	6,632.61	6,631.57	5,544.02	6,264.28	8,055.04	6,725.86	26,400.24	26,193.28
AT&C Loss (%) (O16 = 100 - O14*O15/100)	12.72	15.80	7.66	3.14	14.01	5.08	-10.43	4.44	6.38	7.48


 Chief General Manager (Fin)
 CORPORATE OFFICE
 A.P.E.P.O.C. LTD.
 VISAKHAPATNAM


 DIRECTOR (FINANCE)
 CORPORATE OFFICE
 APEPDCL
 VISAKHAPATNAM


 Chairman & Managing Director
 APEPDCL, Visakhapatnam

Table 6: Key Parameters	Quarter 1		Quarter 2		Quarter 3		Quarter 4		Cumulative (6M/9M/12M)	
	2025-26	2024-25	2025-26	2024-25	2025-26	2024-25	2025-26	2024-25	2025-26	2024-25
	ACS (Rs./kWh) (P1 = I*10/O5)	750.17	741.97	743.24	739.98	799.99	691.12	686.52	790.31	743.35
ARR on Subsidy Booked Basis (Rs./kWh) (P2 = D*10/O5)	770.37	721.19	724.88	713.03	807.94	737.15	695.84	797.43	748.09	742.17
Gap on Subsidy Booked Basis (Rs./kWh) (P3 = P1 - P2)	(20.20)	20.78	18.36	26.96	-7.96	-46.03	-9.32	-7.12	-4.74	-0.33
ARR on Subsidy Received Basis (Rs./kWh) (P4 = F*10/O5)	803.07	679.81	764.90	753.25	810.91	710.64	637.27	783.21	752.25	730.55
Gap on Subsidy Received Basis (Rs./kWh) (P5 = P1 - P4)	(52.90)	62.16	-21.67	-13.27	-10.92	-19.52	49.24	7.10	-8.90	11.28
ARR on Subsidy Received excluding Regulatory Income and UDAY Grant (Rs./kWh) (Rs./kWh)(P6 = (F-B- C1)*10/O5)	803.07	679.81	764.90	753.25	810.91	710.64	637.27	783.21	752.25	730.55
Gap on Subsidy Received excluding Regulatory Income and UDAY Grant (Rs./kWh) (P7 = P1 - P6)	(52.90)	62.16	-21.67	-13.27	-10.92	-19.52	49.24	7.10	-8.90	11.28
Receivables (Days) (P8 = 365*M5/A)	93.47	80.59	110.79	93.17	126.29	91.16	97.84	80.49	97.84	80.49
Payables (Days) (P9 = 365*N10/G)	113.77	113.59	79.94	128.63	119.67	129.45	125.63	118.92	125.63	118.92
Total Borrowings (P10 = N6 + N8 + N9)	30,18,009.39	23,80,282.47	28,22,526.31	24,84,829.08	32,48,298.91	25,43,537.24	31,38,364.40	27,71,955.01	31,38,364.40	27,71,955.01


Chief General Manager (Fin)
CORPORATE OFFICE
A.P.E.P.D.C. LTD.
VISAKHAPATNAM


DIRECTOR (FINANCE)
CORPORATE OFFICE
APEPDCL
VISAKHAPATNAM


Chairman & Managing Director
APEPDCL, Visakhapatnam

Table 7: Consumer Categorywise Details of Sale (MU)

	Quarter 1		Quarter 2		Quarter 3		Quarter 4		Cumulative (6M/9M/12M)	
	2025-26	2024-25	2025-26	2024-25	2025-26	2024-25	2025-26	2024-25	2025-26	2024-25
Q1: Domestic	2,224.82	2,350.26	2,084.45	2,003.33	1,453.21	1,584.85	1,522.82	1,641.95	7,285.29	7,580.39
Q2: Commercial	696.10	625.58	695.07	640.85	595.09	588.98	600.67	595.53	2,586.93	2,450.94
Q3: Agricultural	1,055.59	1,146.94	1,119.18	824.34	1,106.71	1,110.75	1,582.63	945.39	4,864.11	4,027.42
Q4: Industrial	2,381.14	2,680.98	2,504.03	2,634.16	2,487.87	2,457.85	2,742.00	2,388.74	10,115.03	10,161.73
Q5: Govt. Dept. (ULB/RLB/PWW/Public Lighting)	113.19	217.06	116.17	110.51	114.97	87.76	117.50	111.32	461.83	526.65
Q6: Others	326.23	314.89	332.51	301.27	326.80	395.21	319.72	885.55	1,305.26	1,896.92
<i>Railways</i>	272.96	260.44	272.46	246.75	271.24	257.58	267.91	257.89	1,084.57	1,022.66
<i>Bulk Supply</i>		-	-	-	-	-	-	-	-	-
<i>Miscellaneous</i>	53.27	54.45	60.05	54.52	55.56	137.63	51.81	627.66	220.68	874.26
<i>Distribution Franchisee</i>	-	-	-	-	-	-	-	-	-	-
<i>Interstate/ Trading/ UI</i>		-		-	-	-	-	-	-	-
Gross Energy Sold (Q7 = Q1 + Q2 + Q3 + Q4 + Q5 + Q6)	6,797.07	7,335.71	6,851.41	6,514.46	6,084.64	6,225.41	6,885.33	6,568.47	26,618.45	26,644.05


Chief General Manager (Fin)
CORPORATE OFFICE
A.P.E.P.D.C. LTD.
VISAKHAPATNAM


DIRECTOR (FINANCE)
CORPORATE OFFICE
APEPDCL
VISAKHAPATNAM


Chairman & Managing Director
APEPDCL, Visakhapatnam

Table 8: Consumer Categorywise

**Details of Sale
(Rs. lakhs)**

	Quarter 1		Quarter 2		Quarter 3		Quarter 4		Cumulative (6M/9M/12M)	
	2025-26	2024-25	2025-26	2024-25	2025-26	2024-25	2025-26	2024-25	2025-26	2024-25
Q1: Domestic	1,39,306.60	1,51,971.96	90,761.14	1,21,093.00	77,475.77	1,02,628.15	52,425.66	93,703.62	3,59,969.17	4,69,396.73
Q2: Commercial	73,715.87	74,954.93	69,710.28	73,482.41	67,252.46	70,581.58	50,288.34	86,868.15	2,60,966.94	3,05,887.07
Q3: Agricultural	1,32,467.42	94,080.56	1,61,218.84	72,918.64	1,46,252.16	97,097.00	1,79,862.32	1,24,924.08	6,19,800.74	3,89,020.28
Q4: Industrial	1,78,770.60	2,02,674.01	1,71,534.37	2,00,244.08	1,88,167.87	1,99,736.45	1,71,613.26	2,04,840.69	7,10,086.10	8,07,495.23
Q5: Govt. Dept. (ULB/RLB/PWW/Public Lighting)	14,913.77	16,633.85	17,631.35	5,765.94	26,633.49	14,123.64	48,508.62	51,049.34	1,07,687.23	87,572.77
Q6: Others	37,312.49	47,120.74	27,569.23	25,621.64	32,766.38	22,409.43	20,950.77	29,884.98	1,18,598.87	1,25,036.79
Railways	25,741.87	21,607.36	22,391.20	19,706.91	25,082.44	21,052.16	12,700.08	24,309.75	85,915.59	86,676.18
Bulk Supply			-	-					-	-
Miscellaneous	11,570.62	25,513.38	5,178.03	5,914.73	7,683.94	1,357.27	8,250.69	5,575.23	32,683.28	38,360.61
Distribution Franchisee	-	-	-	-			-	-	-	-
Interstate/ Trading/ UI	-	-	-	-			-		-	-
Gross Energy Sold (Q7 = Q1 + Q2 + Q3 + Q4 + Q5 + Q6)	5,76,486.74	5,87,436.05	5,38,425.21	4,99,125.71	5,38,548.12	5,06,576.25	5,23,648.97	5,91,270.85	21,77,109.04	21,84,408.86


Chief General Manager (Fin)
CORPORATE OFFICE
A.P.E.P.D.C. LTD.
VISAKHAPATNAM


DIRECTOR (FINANCE)
CORPORATE OFFICE
APEPDCL
VISAKHAPATNAM


Chairman & Managing Director
APEPDCL, Visakhapatnam

Table 8: Consumer Categorywise Details of Revenue (Rs. lakhs)


	Quarter 1						Quarter 2					
	2025-26			2024-25			2025-26			2024-25		
	Revenue Booked excluding subsidy	Subsidy Booked	Subsidy received	Revenue Booked excluding subsidy	Subsidy Booked	Subsidy received	Revenue Booked excluding subsidy	Subsidy Booked	Subsidy received	Revenue Booked excluding subsidy	Subsidy Booked	Subsidy received
R1: Domestic	1,39,306.60		-	1,32,849.66	19,122.30	-	90,761.14		-	1,02,502.39	18,590.61	-
R2: Commercial	73,715.87		-	74,779.55	175.38	-	69,710.28		-	73,478.19	4.22	-
R3: Agricultural	6,960.42	1,25,507.00	1,49,974.87	14,960.25	79,120.31	64,715.40	41,156.84	1,20,062.00	1,49,793.64	23,408.47	49,510.17	96,335.00
R4: Industrial	1,78,770.60	-	-	2,02,674.01	-	-	1,71,534.37	-	-	2,00,244.08	-	-
R5: Govt. Dept. (ULB/RLB/PWW/Public Lighting)	14,913.77		-	16,633.85		-	17,631.35		-	5,765.94		-
R6: Others	37,312.49	-	-	47,120.74	-	-	27,569.23	-	-	25,621.64	-	-
Railways	25,741.87	-	-	21,607.36	-	-	22,391.20	-	-	19,706.91	-	-
Bulk Supply		-	-		-	-		-	-		-	-
Miscellaneous	11,570.62	-	-	25,513.38	-	-		-	-		-	-
Distribution Franchisee		-	-		-	-	5,178.03	-	-	5,914.73	-	-
Interstate/ Trading/ UI		-	-		-	-		-	-		-	-
Gross Energy Sold (R7 = R1 + R2 + R3 + R4 + R5 + R6)	4,50,979.74	1,25,507.00	1,49,974.87	4,89,018.06	98,417.99	64,715.40	4,18,363.21	1,20,062.00	1,49,793.64	4,31,020.71	68,105.00	96,335.00


Chief General Manager (Fin)
CORPORATE OFFICE
A.P.E.P.D.C. LTD.
VISAKHAPATNAM


DIRECTOR (FINANCE)
CORPORATE OFFICE
APEPDCL
VISAKHAPATNAM


Chairman & Managing Director
APEPDCL, Visakhapatnam

Table 8: Consumer Categorywise Details of Revenue (Rs. lakhs)	Quarter 3						Quarter 4					
	2025-26			2024-25			2025-26			2024-25		
	Revenue Booked excluding subsidy	Subsidy Booked	Subsidy received	Revenue Booked excluding subsidy	Subsidy Booked	Subsidy received	Revenue Booked excluding subsidy	Subsidy Booked	Subsidy received	Revenue Booked excluding subsidy	Subsidy Booked	Subsidy received
R1: Domestic	77,475.77	-		83,742.77	18,885.38		52,425.66		-	79,282.70	14,420.92	-
R2: Commercial	67,252.46	-		70,476.33	105.25	-	50,288.34			86,728.00	140.15	
R3: Agricultural	12,344.72	1,33,907.44	1,19,644.28	24,793.48	72,303.52	73,126.10	20,922.18	1,58,940.14	1,11,030.99	22,917.15	1,02,006.93	1,06,023.31
R4: Industrial	1,88,167.87	-		1,99,736.45			1,71,613.26			2,04,840.69		
R5: Govt. Dept. (ULB/RLB/PWW/Public Lighting)	26,633.49	-		14,123.64			48,508.62			51,049.34		
R6: Others	32,766.38		-	22,409.43		-	20,950.77	-	-	29,884.98	-	-
Railways	25,082.44			21,052.16			12,700.08	-	-	24,309.75	-	-
Bulk Supply								-	-		-	-
Miscellaneous	7,683.94			1,357.27			8,250.69	-	-	5,575.23	-	-
Distribution Franchisee							-	-	-	-	-	-
Interstate/ Trading/ UI							-	-	-			
Gross Energy Sold (R7 = R1 + R2 + R3 + R4 + R5 + R6)	4,04,640.68	1,33,907.44	1,19,644.28	4,15,282.10	91,294.15	73,126.10	3,64,708.83	1,58,940.14	1,11,030.99	4,74,702.85	1,16,568.00	1,06,023.31


Chief General Manager (Pin)
CORPORATE OFFICE
A.P.E.P.D.C. LTD.
VISAKHAPATNAM


DIRECTOR (FINANCE)
CORPORATE OFFICE
APEPDCL
VISAKHAPATNAM


Chairman & Managing Director
APEPDCL, Visakhapatnam

Table 8: Consumer Categorywise Details of Revenue (Rs. lakhs)	Cumulative (6M/9M/12M)					
	2025-26			2024-25		
	Revenue Booked excluding subsidy	Subsidy Booked	Subsidy received	Revenue Booked excluding subsidy	Subsidy Booked	Subsidy received
R1: Domestic	3,59,969.17		-	3,98,377.52	71,019.21	-
R2: Commercial	2,60,966.94		-	3,05,462.07	425.00	-
R3: Agricultural	81,384.16	5,38,416.58	5,30,443.78	86,079.35	3,02,940.93	3,40,199.81
R4: Industrial	7,10,086.10		-	8,07,495.23	-	-
R5: Govt. Dept. (ULB/RLB/PWW/Public Lighting)	1,07,687.23		-	87,572.77	-	-
R6: Others	1,18,598.87	-	-	1,25,036.79	-	-
<i>Railways</i>	85,915.59	-	-	86,676.18	-	-
<i>Bulk Supply</i>		-	-	-	-	-
<i>Miscellaneous</i>	32,683.28	-	-	38,360.61	-	-
<i>Distribution Franchisee</i>	-	-	-	-	-	-
<i>Interstate/ Trading/ UI</i>	-	-	-	-	-	-
Gross Energy Sold (R7 = R1 + R2 + R3 + R4 + R5 + R6)	16,38,692.46	5,38,416.58	5,30,443.78	18,10,023.72	3,74,385.14	3,40,199.81


 Chief General Manager (Fin)
 CORPORATE OFFICE
 A.P.E.P.D.C. LTD.
 VISAKHAPATNAM


 DIRECTOR (FINANCE)
 CORPORATE OFFICE
 APEPDCL
 VISAKHAPATNAM


 Chairman & Managing Director
 APEPDCL, Visakhapatnam

Table 9: Power Purchase Details	Quarter 1		Quarter 2		Quarter 3		Quarter 4		Cumulative (6M/9M/12M)	
	2025-26	2024-25	2025-26	2024-25	2025-26	2024-25	2025-26	2024-25	2025-26	2024-25
	in MUs	in MUs	in MUs	in MUs	in MUs	in MUs	in MUs	in MUs	in MUs	in MUs
Power Purchase through Long term PPA	7,012.51	7,348.04	7,142.49	6,525.37	6,501.53	6,377.30	7,127.98	7,003.81	27,784.51	27,254.52
Own Generation for GEDCOs	-	-	-	-	-	-	-	-	-	-
Power Purchase (Short term & Medium Term)	470.81	797.36	285.27	492.93	164.14	477.23	397.45	410.85	1,317.67	2,178.37
Total Power Purchase	7,483.32	8,145.40	7,427.75	7,018.30	6,665.67	6,854.53	7,525.43	7,414.66	29,102.17	29,432.89

Note:- Power Departments (PDs) are not required to fill the data of Balance Sheet. However, the Trade Receivables data are required to be filled in Table – 5: Technical Details at Row O11 (Opening Gross Trade Receivables) and O12 (Gross Closing Trade Receivables)


Chief General Manager (Fin)
CORPORATE OFFICE
A.P.E.P.D.C. LTD.
VISAKHAPATNAM


DIRECTOR (FINANCE)
CORPORATE OFFICE
APEPDCL
VISAKHAPATNAM


Chairman & Managing Director
APEPDCL, Visakhapatnam


**Independent Auditor's Review Report on the Unaudited Financial results of the company for the period from 1st January 2026 to 31st March 2026.**

To
The Board of Directors of
M/s Eastern Power Distribution Company of Andhra Pradesh Limited.

1. We have reviewed the accompanying Statement of unaudited financial results of M/s Eastern Power Distribution Company of Andhra Pradesh Limited (the "Company") for the period from 1st January 2026 to 31st March 2026 (the "Statement"), being submitted by the company pursuant to the requirements of corporate governance guidelines issued by The Ministry of Power for State DISCOMS dated 27.04.2023 (F.No.05/01/2021-UR&SI-II-Part (1) - (E-258189)).
2. The Statement, which is the responsibility of the Company's Management and approved by the Board of Directors, has been prepared in accordance with the recognition and measurement principles laid down in the Indian Accounting Standard 34 "Interim Financial Reporting" ("Ind AS 34") prescribed under Section 133 of the Companies Act, 2013, as amended read with relevant rules issued there under and other accounting principles generally accepted in India. Our responsibility is to express a conclusion on the Statement based on our review.
3. We conducted our review of the Statement in accordance with the Standard on Review Engagements (SRE) 2410, "Review of Interim Financial Information performed by the Independent Auditor of the Entity" issued by The Institute of Chartered Accountants of India. This Standard requires that we plan and perform the review to obtain moderate assurance as to whether the statement is free of material misstatement. A review is limited primarily to inquiries of company personnel and analytical procedures applied to financial data and thus provides less assurance than an audit. A review is substantially less in scope than an audit conducted in accordance with the Standards on Auditing and consequently does not enable us to obtain assurance that we would become aware of all significant matters that might be identified in an audit. We have not performed an audit and, accordingly, we do not express an audit opinion.

Basis for Qualified Conclusion

4. For the period ending 31st March 2026, the power purchase cost is recorded on provisional basis, as the accounting of provisional power purchase bills/invoices along with the debit and credit notes may be revised due to factors such as Fuel Cost Adjustment, Supplementary Claims (including Minimum Alternate Tax, Income Tax and Amendments in Law, etc.) and Transmission and Distribution cost adjustment. As a result, the corresponding effect on Creditor's balances and the profit for the financial year cannot be determined at this stage.



5. During the year, The APPCC, constituted under G.O.Ms.No.21, Energy (Power-III), dated 12.05.2014 as a non-statutory body exclusively for bulk power purchase coordination transferred Rs. 3,500 crores to APSFCL on behalf of APEPDCL, comprising Rs. 2,500 crores from its internal power purchase pool accounts and Rs. 1,000 crores borrowed from APPFCL. These transactions were executed without prior Board approval of APEPDCL and are wholly outside APPCC's stated mandate. The transfer was also made prior to obtaining Government approval, rendering it without any formal authorization at the time of execution. This is in contravention of Sections 179 and 186 of the Companies Act, 2013, which exposes the DISCOMs to liquidity risk, and also reveals a significant weakness in internal financial controls over authorization and oversight of high-value transactions.
6. The Government of Andhra Pradesh, vide Para 5 of G.O.M. No. 203 dated 14th October 2025, has directed that power dues payable by RINL from August 2024 shall be converted into non-cumulative redeemable preference share capital. Upon publication of the said G.O.M., the outstanding power charges of RINL stand restructured by operation of the Government Order and consequently cease to constitute overdue obligations for the period thereunder. Notwithstanding this, the Company has continued to levy Late Payment Surcharge (LPS) of Rs. 5,167 lakhs and Interest on Electricity Duty of Rs. 464 lakhs on RINL's power consumption for Q4 FY 2025-26, a period covered within the G.O.M. window. Such levy is contrary to the principles governing tariff and surcharges under the APERC regulatory framework and has resulted in an overstatement of profit amounting to Rs. 5,631 lakhs.
7. The Company has not incorporated the adjustments as stipulated at Page No. 137 of the RSTO Order for FY 2026-27 in respect of Distribution and RSB True-up for FY 2024-25 amounting to Rs. 72,613 lakhs leading to non-compliance with the regulatory order and consequently resulting in a net understatement of profit to the tune of Rs. 72,613 Lakhs.
8. The Company has recognised Rs. 10,407 lakhs as receivables from the Government of Andhra Pradesh, towards payments made to vendors in connection with the Underground (UG) Cables Project. No formal Government Order, sanction letter, or written confirmation from GoAP evidencing an obligation or commitment to reimburse the aforesaid expenditures has been placed on record. In the absence of any such documentary basis establishing the reimbursement obligation with reasonable certainty, the recognition of these amounts as receivables is not in accordance with applicable accounting principles and has resulted in an overstatement of current assets and current liabilities by Rs. 10,407 lakhs.
9. During the year, The APPCC, constituted under G.O.Ms.No.21, Energy (Power-III), dated 12.05.2014 as a non-statutory body exclusively for bulk power purchase coordination transferred Rs. 3,500 crores to APSFCL on behalf of APEPDCL, comprising Rs. 2,500 crores from its internal power purchase pool accounts and Rs. 1,000 crores borrowed from APPFCL. These transactions were executed without prior approval of APEPDCL and are wholly outside APPCC's stated mandate. The transfer was also made prior to obtaining Government approval, rendering it without any formal authorization at the time of execution. This is in contravention of Sections 179 and 186 of the Companies Act, 2013,




which exposes the DISCOMs to liquidity risk, and also reveals a significant weakness in internal financial controls over authorization and oversight of high-value transactions.


10. The Company has not recognized a power purchase cost adjustment of Rs. 1,08,623 lakhs as required under page 71 of the FPPCA Order for FY 2024-25. This violation has resulted in an understatement of power purchase costs and a corresponding overstatement of profit by Rs. 1,08,623 lakhs.
11. The Company has not recognized True up amount of Rs. 1,78,315 lakhs as required by page 37 of the Retail Supply True Up Order of Fourth Control Period. This violation has resulted in an understatement of government receivables and a corresponding understatement of profit by Rs. 1,78,315 lakhs.
12. The Company has collected (FPPCA) charges at the rate of ₹0.40 per unit during the months of October 2025, and December 2025 despite the actual cost variation per unit being less than ₹0.40 during these periods in violation of pg 33 of FPPCA order FY 24-25. Furthermore, the Company has included in its power purchase cost variation calculation LPS and costs related to power purchase from Central Generating Stations (CGS) for which Power Purchase Agreements (PPA) are not approved, and these amounts have been previously disallowed in the annual FPPCA calculation done by APERC. Due to these discrepancies between monthly FPPCA collections and inclusion of disallowed costs, we are unable to quantify the overstatement of revenue from operations resulting from collection of excessive FPPCA/unit.
13. The APPCC has recorded APEPDCL's power purchase units from contributing Discoms at a unit price of ₹5.80, whereas the correct unit price should be the weighted average power purchase cost of the contributing Discoms, i.e., ₹5.59. Due to the adoption of this higher unit price for the purchase of 711.99 MU from Discoms, the power purchase cost charged to D-D has been overstated by Rs. 1466 lakhs.
14. The Company has not made provision for the Generation-Based Incentive (GBI) payable and the related Late Payment Surcharge (LPS) amounting to Rs. 12,919 lakhs for the period from February 2017 to August 2018 in respect of all eligible generators. Pursuant to Hon'ble APTEL order in APL 284 of 2018, the company should have made provision in respect of all eligible generators. The omission of these provisions has resulted in an overstatement of profit by Rs. 12,919 lakhs.
15. The company has not recognized a provision for Non-Conventional (NC) Wind and Solar Energy charges amounting to Rs. 42,816 lakhs, by restricting payments to the Capacity Utilisation Factor (CUF). However, the Andhra Pradesh Electricity Regulatory Commission (APERC) has issued multiple orders mandating payments based on actual units injected, without limiting to the CUF. Consequently, the non-recognition of these differential payments has resulted in an understatement of power purchase costs and trade payables by Rs. 42,816 lakhs in the financial statements.



16. The Company has not created a provision for Late Payment Surcharge (LPS) amounting to Rs. 6,904 lakhs (calculated as Rs. 19,061 lakhs * 36.22%) on outstanding power purchase dues payable to Telangana State Northern Power Distribution Company Limited (TSNPDCL). As per the applicable Power Purchase Agreements and regulatory guidelines, LPS is payable for delayed payments and is a legitimate cost that should be recognized. The omission of this provision has resulted in an understatement of power purchase costs by Rs. 6,904 lakhs and a corresponding overstatement of profit for the period.
17. The power purchase cost includes Rs. 18,161.04 lakhs being provision for variable cost in connection with purchase of power by APDISCOMs from HNPCL. As the provision was recognized based on the APPCC's instructions during the year to HNPCL before the approval/orders of APERC, which permitted a blend of given approval only for April 2023 and March 2024 and rejected the blending of imported coal with domestic coal for the remaining months as against permission sought by APCPDCL, on behalf of all APDISCOMs to allow HNPCL to blend imported coal with domestic coal. The Hon'ble APERC through FPPCA order FY 23-24 has considered price of domestic coal for coal imported for 7 months for recovery through FPPCA and disallowed excess amount pending approval. Despite the orders of APERC, the excess provision of Rs. 8,282 lakhs after adjusting approved amount have continued. This resulted in overstatement of Trade Payables and Power Purchase Cost by Rs. 8,282 lakhs and consequent understatement of Profit to the same extent.
18. Contrary to the accounting policy of valuing Investments at fair value, the Investments as on 31st March, 2026 are valued at a carrying cost of Rs. 26,855.92 lakhs. No Impairment exercise was carried out by the company to impair the financial assets as per its accounting policy, though indicators of significant increase in the expected credit loss prevailed due to negative net worth over past many years, which was Rs. 3,19,640 lakhs reported in financial statements of APPDCL for FY 2023-24. In the absence of Fair Values and Valuation Reports by a Registered Valuer, we are unable to state the impact of this departure on the Financial Results.
19. Government of Andhra Pradesh vide GO Rt. No.10 dated 19.01.2023 (Energy Department) agreed to take over balance 25% of FRP bonds liability amounting to Rs. 30,149.00 lakhs under UDAY Scheme. There was no provision available in the said GO to reimburse the interest by the Government nor any confirmation received from the Government to that effect. The Company did not recognize interest cost of Rs. 28,498.34 lakhs payable for the period from October 2016 to March 2026 on the outstanding amount of FRP bonds. Thus, omission to account for finance cost resulted in understatement of Other Current Liabilities by Rs. 28,498.34 lakhs and Finance Cost by Rs. 28,498.34 lakhs.
20. The allocation of tariff subsidies across categories such as agricultural, aquaculture, domestic, ST/SC consumers could not be verified due to the absence of a detailed breakdown and allocation of the subsidy sanctioned by the government during the year. As a result, the basis for reconciling subsidies received with subsidies receivable for these categories could not be ascertained.



21. In respect of tariff/concession subsidy. The Government of Andhra Pradesh is allocating subsidy every year which is lower than the actual subsidy to be received. The subsidy received is in line with the budget allocated by Government of Andhra Pradesh. On account of this we observed, in many years that the actual subsidy over and above the budget is lying due. No confirmation has been sought from the Government in respect of such due. Due to the above said reasons we are unable to verify the recoverability of subsidy receivable from Government in the absence of allocated budget and confirmations from the Government. Considering the non-availability of schedules, reconciliations and confirmations as specified above, we are not in a position to ascertain and comment on the recovery of the outstanding balances and the resultant impact on the financial statements.
22. The Power Purchase cost of Rs. 16,38,318.61 lakhs includes a Late Payments Surcharge (LPS) amounting to Rs. 5,654.70 lakhs. However, Delayed Payment Surcharge by the very nature is a form of compensation paid to vendors for delayed payment of dues. Therefore, it should have been appropriately accounted for under "Other Expenses". As a result, the Power Purchase cost is overstated, while the "Other Expenses" is understated by Rs. 5,654.70 lakhs.
23. Other operating income of Rs. 6,09,064.87 lakhs includes recoveries for theft of power/malpractices amounting to Rs. 953.85 lakhs. However, such income forms part of the non-tariff income as per the orders of the Commission on tariff for retail sale of electricity, the same should have been classified as "Other Income". Thus, wrong classification resulted in overstatement of Revenue from operations and understatement of Other Income by Rs. 953.85 lakhs each for the period ended 31st March, 2026.
24. The company previously recognized revenue upon receipt of approval from the Honourable APERC and in the manner specified by them. However, during the FY 2023-24, the company changed its accounting policy to recognize such revenue as and when petitions are filed, or when orders or regulations are issued by Judicial/Regulatory Authorities. In our opinion, the company's accounting policy of recognizing revenue as and when petitions or claims are filed with Judicial/Regulatory Authorities is not in accordance with the Regulations or orders issued by the Judicial/Regulatory Authority. Therefore, the application of this accounting policy, which does not align with the prescribed Regulations, can lead to an overstatement/understatement of receivables resulting in a corresponding overstatement/understatement of profit by the same amount.
25. No provisions are made for the period from 1st April 2025 to 31st March 2026 in respect of a) Impairment of Financial Assets using Expected Credit Loss approach, b) Amortisation of Grants and Consumer Contributions, and c) Past Service cost due to implementation of Code of Social Security, 2020. Further, the provisions made for the previous financial year ended 31st March, 2025 are being continued. In the absence of sufficient and appropriate audit evidence, we are unable to comment on the impact thereof on the Financial Results.
26. Balance of Trade receivables, Trade Payables, Suppliers, Contractors, ICD (DISCOMs), Long term and short-term loans and advances, Receivables from government, long



pending unreconciled entries in the bank reconciliation statements are subject to confirmations and further adjustments upon reconciliation. In absence of sufficient and appropriate audit evidence, we are unable to comment on the impact thereof on the amounts reported in the Financial Results.

27. Qualified Conclusion

Based on our review conducted as above, with the exception of the possible effects of matters described in the paragraphs 4 to 26 above, nothing has come to our attention that causes us to believe that the accompanying Statement of Unaudited Financial Results prepared in accordance with applicable Indian Accounting Standards specified under section 133 of the Companies Act, 2013, as amended, read with relevant rules issued there under and other accounting principles generally accepted in India, has not disclosed the information required to be disclosed, including the manner in which it is to be disclosed, or that it contains any material misstatement.

For Sriramamurthy & Co
Chartered Accountants
Firm Reg. No: 003032S



A handwritten signature in black ink, appearing to read "D. Teja Sagar".

CA. D Teja Sagar
Partner
MNo: 227878

Place: Visakhapatnam
Date: 27/05/2026

UDIN: 26227878BXIUIM7297